



THE CONNECTION

2020 SHUTTLE GUIDE

We are so happy that you have chosen The Connection community as your home for the 2020/2021 year. In this packet, you will find helpful information about our shuttle service as well as directions on the GPS app! After reviewing this information, if you have any questions or concerns, feel free to contact our office at 936.291.1777.

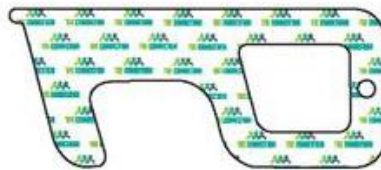
The shuttles begin at 7:30 am each morning (Monday – Friday only) during the Fall and Spring Semester. The route time from the property to campus will vary depending on traffic and construction. We try to take the best route to get you to and from campus in a timely manner. Currently, the pickup/drop off point on campus for shuttles is near the flag poles by the Bernard Johnson Coliseum. The pickup on property is in front of the shuttle stop along Pine Shadows Drive. The drop off location is in the front/office parking lot, in front of the clubhouse Please do not wait here to be picked up, go to the pick location. We ask that when loading the shuttles start in the back and work your way forward and when unloading/getting off, start unloading at the front. Additionally, masks are required to ride on the shuttle.

There may be times when the shuttle must pause for shift changes, cleaning or a quick bathroom break, we try our very best to keep these down to a minimum.

Shuttle #1: runs from 7:30 am to 7:00 pm (last pick up on campus at 6:45 pm); Monday – Friday.

Shuttle #2: varies runs from 7:30 am to 5:00 pm Monday- Thursday (last pick up on campus at 4:45 pm) and 7:30 to 2:00 pm on Fridays (last pick up on campus at 1:45 pm).

*****AS OF MONDAY – AUGUST 24TH YOU MUST HAVE YOUR CLEAN TOOL KEY RING TO SHOW THE DRIVER TO BE ALLOWED ON THE SHUTTLE.*****



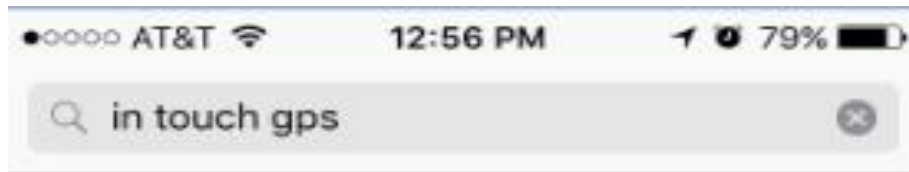
Curious as to where the shuttle is and if you will make it in time to be picked up? See the attached GPS Tracking Guide.

Thank you,
Team Connection

936.291.1777

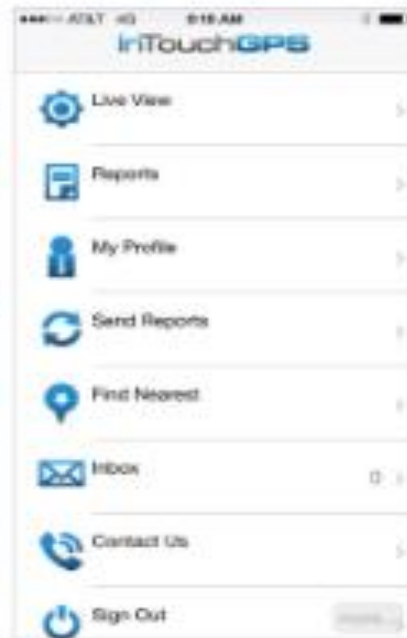
leasing.theconnection@pepshmgmt.com

From your mobile device or tablet, download the **InTouch Fleet App**



InTouch Mobile
InTouch GPS

+ OPEN



PassTime InTouch
PassTime

+ GET




From the **Sign In** screen enter:

Email: theconnection2537@gmail.com

Password: [resident2537](#)

Sign In



Email:

theconnection2537@gmail

Password:

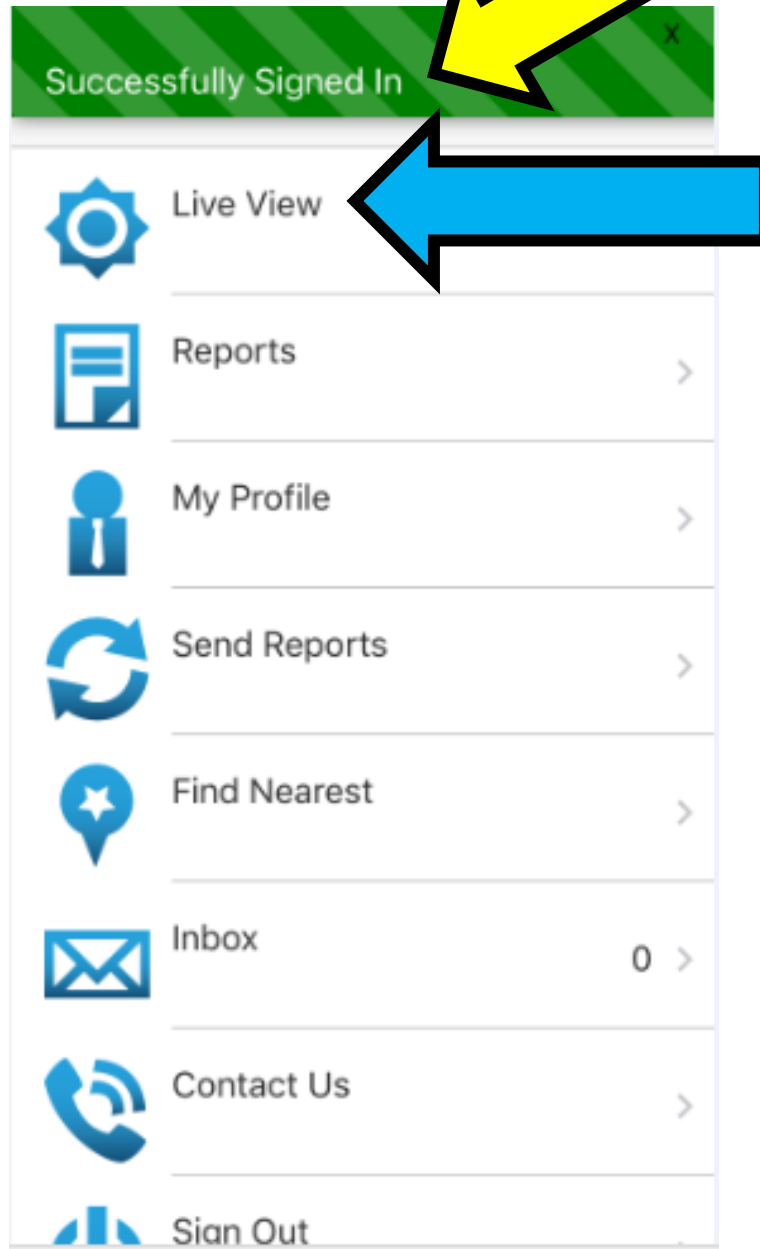
●●●●●●●●●●

Remember Me

[Sign In](#)

FLEET TRACKING SOLUTIONS
Visit us on the web at: InTouchGPS.com
or call us toll free at: [800-881-6343](tel:800-881-6343)

Once you are logged in, you will see the following screen:



From here, click on **"Live View"**...

Tada...you can now see the location of both shuttles!



Map

Satellite

Labels

Cluster

Geofences

Search

Refresh

Pine Shadows Dr

Normal Park Dr

Shuttle #2

The Connection at Huntsville



Map

List

Settings